









| | | | | | | | | | |
|---------------------------|------------------|---|---|---|---|--|--|-----------|---|
| LED | 3000 K |  |  |  |  |  | 3 years | CE |  |
| long life LED 50.000 h | 3000K warm-white | IP54 | 5 - 200 lux | IK07 | Ideal 2 m | energy saving | manufacturer's warranty steinel.de/ garantie3y | CE | TüV Nord GS |

Function description

Slim and versatile. LED, naturally. STEINEL outdoor light for permanently illuminating all sides of the building at night. 4,9 W STEINEL LED lighting system, 440 lm, light comes ON automatically at dusk, including adhesive house numbers, impact-resistant material (to IK 07).

Technical specifications

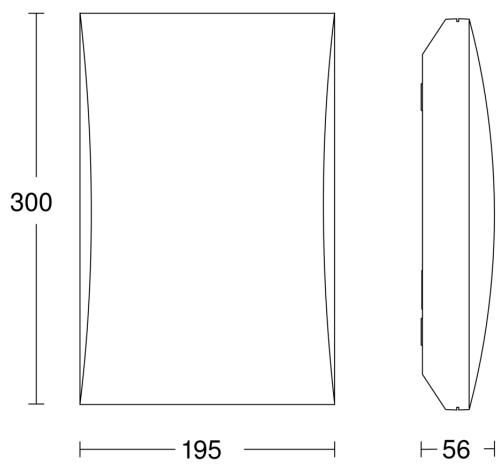
| | | | |
|---|--|---|------------------------|
| Dimensions (L x W x H) | 56 x 300 x 195 mm | Capability of masking out individual segments | No |
| With lamp | Yes, STEINEL LED system | Electronic scalability | No |
| Manufacturer's Warranty | 3 years | Mechanical scalability | No |
| Settings via | Potentiometers | Photo-cell controller | Yes |
| With remote control | No | Luminous flux total product | 440 lm |
| PU1, EAN | 4007841649715 | Measured luminous flux (360°) | 440 lm |
| Application, place | Outdoors | Total product efficiency | 90 lm/W |
| Application, room | outdoors, front door, all round the building, courtyard & driveway | Colour temperature | 3000 K |
| includes sheet of self-adhesive numbers | Yes | Colour variation LED | SDCM3 |
| Installation site | wall, ceiling | Lamp | LED cannot be replaced |
| Impact resistance | IK07 | LED life expectancy (max. °C) | 50000 h |
| IP-rating | IP54 | Service life LED L70B50 (25°) | > 60000 h |
| Protection class | II | Drop in luminous flux in accordance with LM80 | L70B10 |
| Ambient temperature | -20 – 40 °C | Base | without |
| Housing material | Plastic | LED cooling system | Passive Thermo Control |
| Cover material | Plastic, opal | Soft light start | No |

Technical specifications

| | |
|-----------------------|--------------------------|
| Mains power supply | 220 – 240 V / 50 – 60 Hz |
| Output | 4,9 W |
| Slave mode selectable | No |
| Sneak-by guard | No |

| | |
|----------------------------|------------|
| Twilight setting | 5 – 200 lx |
| Basic light level function | No |
| Interconnection | No |
| Colour Rendering Index CRI | = 82 |

Dimension Drawing



Circuit diagram

