




	1000 W				3 years		
Twilight switch + eco-mode	1000 W max. (LED-ready)	IP54	0,5 - 10 lux	energy saving	manufacture's warranty steinel.de/garantie3y	CE	TüV Nord Baumuster checked

Function description

Intelligent lighting control. Photo-electric lighting controller for controlling lighting systems for building fronts, properties, shop windows etc., automatically switches light 'ON' at dusk automatically 'OFF' again at dawn, with selectable night economy mode.

Technical specifications

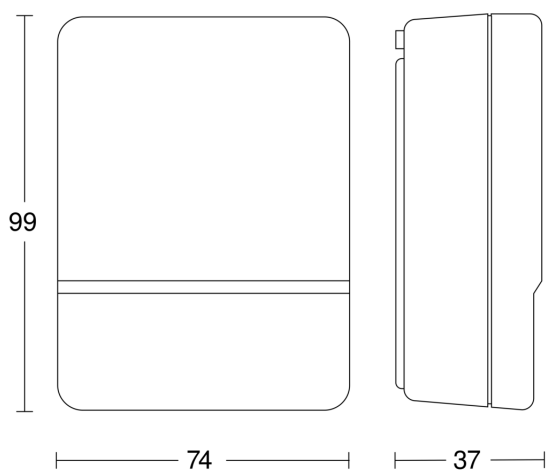
Dimensions (L x W x H)	37 x 74 x 99 mm	Fluorescent lamps, uncorrected	500 VA
Manufacturer's Warranty	3 years	Fluorescent lamps, series-corrected	500 VA
Settings via	Potentiometers	Fluorescent lamps, parallel-corrected	500 VA
Version	black	Switching output 1, low-voltage halogen lamps	1000 VA
PU1, EAN	4007841550516	LED lamps < 2 W	16 W
Type	Photo-cell controller	LED lamps > 2 W < 8 W	64 W
Application, place	Outdoors	LED lamps > 8 W	64 W
Application, room	outdoors, front door, all round the building, terrace / balcony, courtyard & driveway	Capacitive load in µF	88 µF
Colour	black	Power consumption	0,8 W
Colour, RAL	9005	Sensor Technology	Light sensor
Includes corner wall mount	No	Functions	Night economy mode, light ON / OFF in the morning
Installation site	wall	Twilight setting	0,5 – 10 lx
Installation	Surface wiring, Wall	Basic light level function	No
IP-rating	IP54	Main light adjustable	No
Ambient temperature	-20 – 50 °C	Twilight setting TEACH	Yes
Material	Plastic	Constant-lighting control	No

Technical specifications

Mains power supply	230 – 240 V / 50 Hz
Switching output 1, resistive	1000 W
Switching output 1, number of LEDs / fluorescent lamps	4 pcs.
Fluorescent lamps, electronic ballast	600 W

Interconnection	Yes
Type of interconnection	Master/master
Interconnection via	Cable

Dimension Drawing



Circuit diagram

